



**Crusader
DP-50
5 5/8" Frame Depth
Sliding Door**

CRUSADER SERIES SLIDING DOOR

The Quaker Crusader Series Sliding door is ideal for a variety of applications including - Energy Efficient, Apartments, Housing Authority and Assisted Living.

FEATURES

- ◇ **Commercial Framing System**
 - 5 5/8' main frame (4 9/16" fin to interior)
- ◇ **Enhanced Design**
 - Mitered and fusion welded corners
 - 0.075" vinyl thickness
 - Aluminum sill
 - Integral nailing fin
 - Additional galvanized steel reinforcements to meet DP-50 requirements
- ◇ **Glazing**
 - 1" insulated glass
 - Low-E with argon gas
- ◇ **Hardware**
 - Heavy-duty tandem wheel rollers make operation easy and smooth
 - D-Loop Plated Hardware with either thumb latch or keyed locking system
- ◇ **Screen**
 - Extruded aluminum screen frame with BetterVue™ mesh

BENEFITS

- ◇ The capacity to match exterior colors for unique project facades
- ◇ The ability to facilitate custom sizes for taller and wider door openings

PERFORMANCE

- ◇ Structural & Thermal (test reports or thermal simulations available upon request)

Model	Crusader Sliding Door
	Active-Fixed
AAMA/WDMA/CSA 101/I.S.2/A440-08 Rating	DP-50
Structural Load P.S.F.	75.19
Air at 25 MPH (cfm/ft ²)	.09
Water (No Penetration) P.S.F.	5.25
U-Value (with EnergyMax Glass Package)	0.24
SHGC (with EnergyMax Glass Package)	0.21
Test size	

OPTIONS

- ◇ **Available Configurations**
 - Fixed-Active
 - Active-Fixed
 - Glide-Fixed-Fixed, Fixed-Glide-Fixed or Fixed-Fixed-Glide
 - Fixed-Active-Active-Fixed
 - Sidelites
 - Transoms
 - Panels are reversible (some restrictions may apply and in-field assembly will be required)
 - Special sizing for ADA purposes
- ◇ **Muntin Choices**
 - Internal or simulated divided lites available
- ◇ **Screen**
 - Extruded aluminum screen frame with aluminum wire mesh
 - Extruded aluminum screen frame with sunscreen mesh
 - Extruded aluminum screen frame with stainless steel 0.009" thickness mesh
- ◇ **Glazing**
 - Tilt & Turn blinds between the glass
 - Capillary tubes
 - Wide variety of glazing, tinting and thickness options
- ◇ **Panning & Trim Choices**
 - Wide variety of panning, receptor and trim available
- ◇ **Mulling**
 - Wide variety of structural mulls

Our products are tested to the standards of and certified by the American Architectural Manufacturer's Association, the National Fenestration Rating Council and the Window & Door Manufacturers Association.



VINYL COLORS AND ARCHITECTURAL EXTERIOR PAINT COATINGS AND FINISHES

◇ Solid Vinyl Colors (interior & exterior)



White



Sandstone



Beige

◇ Optional Faux Wood Grain (interior only)



Dark Oak (available with white or painted exterior only)

◇ Optional Painted Colors (exterior only)



Holly Green



Redwood



Chestnut



Satin Creme



Dark Bronze



Toffee



Earthone




Black



White



Sandston



Beige

◇ Optional Unlimited Custom Painted Colors (exterior only)



* Printed colors shown here may not accurately depict actual vinyl or painted colors. Color samples are available upon request.

Our products are tested to the standards of and certified by the American Architectural Manufacturer's Association, the National Fenestration Rating Council and the Window & Door Manufacturers Association.



QUAKER
COMMERCIAL WINDOWS AND DOORS

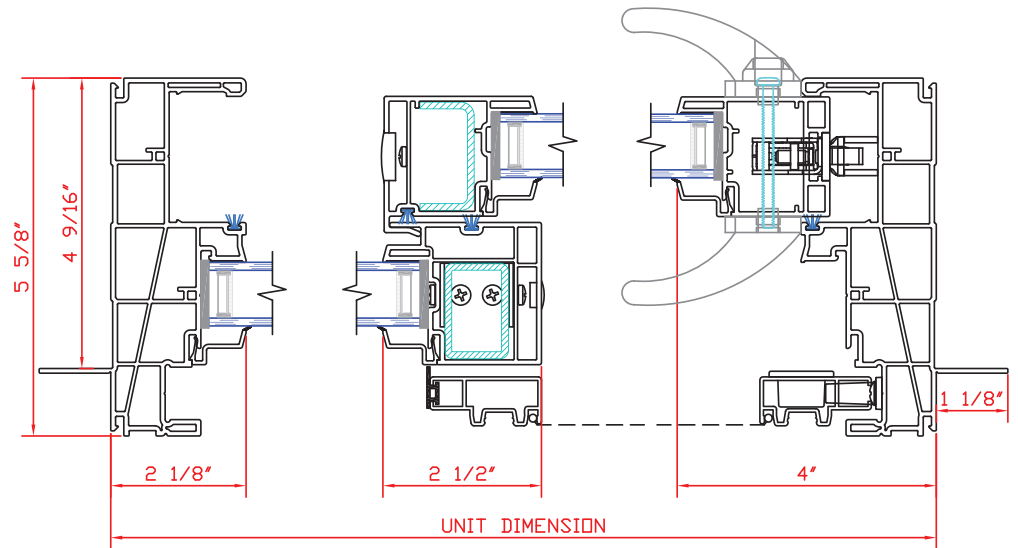

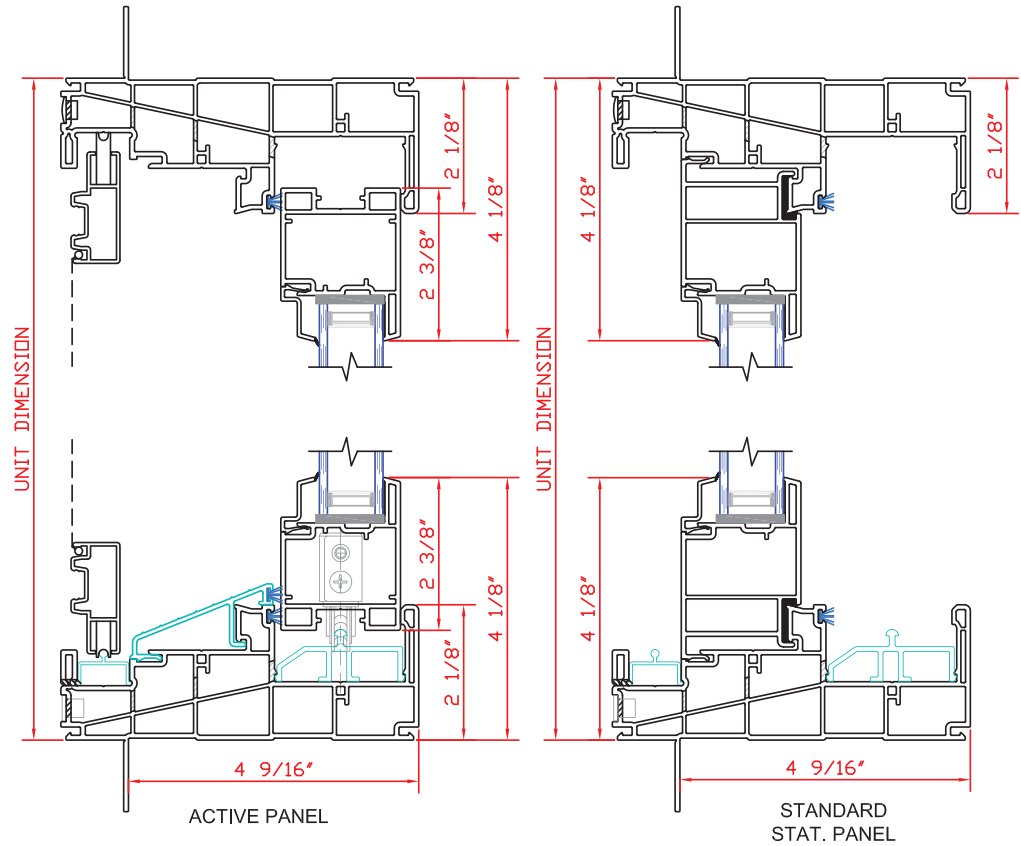


QUAKER
COMMERCIAL WINDOWS AND DOORS



**Crusader
R-50
5 5/8" Frame Depth
Sliding Door**

CRUSADER SERIES SLIDING DOOR



Our products are tested to the standards of and certified by the American Architectural Manufacturer's Association, the National Fenestration Rating Council and the Window & Door Manufacturers Association.



QUAKER
COMMERCIAL WINDOWS AND DOORS